

10 Selection


Cold Drink Vendor

Brought
to you by

SELECTIVEND
YOUR VENDING SOLUTION

A Leader in Vending Machine Manufacturing Since 1931


Built in the USA, the 10 Selection Cold Drink Vending Machine features best in class variety and dispenses 10 selections of the most popular beverages including soft drinks, waters, juices, energy drinks and new age beverages in cans and/or bottles. With high capacity, unmatched durability, premium payment system technology and guaranteed product delivery 10 Selection can and bottle drink vendor is the ultimate cold drink location solution.



- **ENERGY STAR Compliant**
- **Americans With Disabilities Act Compliant (ADA)**
- 10 drink selections with std. capacity of 500 12-oz. cans, 240 bottles or combination
- Vends all popular drink packages including 12-oz. can through 24-oz. bottles
- Delivers plug-in ready - Just set prices and operate
- Premium electronic coin changer accepts \$.05 to \$1.00 coins and tokens
- Automatic bill acceptor/stacker accepts \$1, \$5, \$10 & \$20 bills (Set for \$1 & \$5)
- Credit/Debit & mobile payment option
- Individual electronic pricing of product from \$0 through \$99.95 – no price labels needed
- Free-vend capable
- Multi-vend mode (buy multiple items with one credit)
- Cash/sales accountability by selection
- All-steel construction
- Illuminated “live” product display enhances impulse sales
- Environmentally friendly refrigeration
- LED Lighting
- American with Disabilities Act compliant
- Industry leading warranty & support
- Delivery sensor mechanism ensures product or money back
- Customized fronts available



10 Selection Can & Bottle Cold Drink Vendor




Easy Loading Product Stacks
Double deep for high capacity.
Built-in case support rack helps speed loading.



Energy Saving LED Lighting
Enhances product presentation promoting more sales. No bulb servicing for 5 years. Energy efficient and eco-friendly.



Guaranteed Delivery Sensor System
Keeps customers satisfied and reduces service calls for misloaded product.



Lighted Live Product Display
is easily accessible and allows quick product changes.



Bright LED Display
With point of sale message and credit display options.




Premium Currency Acceptors
Includes standard electronic coin acceptor and \$1, \$5, \$10 & \$20 bill acceptor. (Set for \$1 & \$5).



Large Braille Identified Keypad



Credit/Debit & mobile reader options.



Large Product Delivery Port
Easily retrieve the largest bottled and canned drinks.

Features

- Vends up to 240 - 16.9, 20 or 24oz plastic bottles, 500 -12oz cans or a mix of bottles and cans
- Large LED credit display
- Standard peripheral opening for additional payment or POS systems
- Large keypad with Braille identification
- LED Lighting
- Americans With Disabilities Act (ADA) Compliant
- MDB support for all industry standard devices including cash, coin, debit and credit systems
- DEX data output support
- Full featured controller with sales and accounting:
 - Price setting by selection
 - Free vend and Combo vend modes
 - Flexible space to selection setting
 - Time of day discounting
 - Time of day shutdown modes for energy savings and secured vend times
 - Programmable coupon and token values
 - Coin and bill rejection rate counts
 - Accountability display by selection or machine
 - Talker device support for sight impaired
- Front access for moving equipment

10 Selection Cold Drink Vending Machine

Selections	10 Items					
Capacity	12 oz (355 ml) Can: 500 *20 oz (591ml) Bottle: 240 *24 oz (710 ml) Bottle: 240 *Capacities vary depending on packaging.					
Selection Pricing	Individual from \$0 to \$99.95					
Payment Systems	Premium Electronic Coin Acceptor; \$1, \$5, \$10 & \$20 Bill Acceptor (Set for \$1 & \$5); Optional Credit/Debit Card Reader					
Electrical Requirements	Domestic: 115 VAC/60Hz., 7.0 AMPS International: 230 VAC/50Hz 3.5 AMPS					
Refrigeration	1/3 Hp, R-513a Closed System					
Dimensions	Height	72" (183 cm)	Width	31-3/4" (80.65 cm)	Depth	36-1/2" (92.71 cm)
Shipping Weight	*671 lbs. (304.4 kg) *Varies with options.					
Standard Features	Delivery Sensor System, Braille Keypad					

In order to bring you the best products possible, we continue to improve product design and performance and as such specifications are subject to change without notice. The manufacturer makes no warranties or representations of compliance with any local, state, national or international requirements for the operation of the equipment in any application for which it is capable of being used beyond approvals listed on the product. Any purchaser is required to make an independent analysis of the fitness and legality of the product's usage before it is deployed and must continue to monitor the potential changing nature of compliance requirements. The manufacturer expressly disclaims responsibility for compliance with any laws and affirmatively requires any buyer to make an independent analysis of the fitness and legal basis of any use or application of the subject unit.



SELECTIVEND
YOUR VENDING SOLUTION

Selectivend, Inc.
8040 University Blvd. Des Moines, Iowa 50325
515-571-2310
www.selectivend.com